



# INTERACTIVE GUIDE

EVERYTHING YOU NEED IN ONE  
PLACE

# EASY LOG IN, DASHBOARD & NOTIFICATIONS



For the first time login  
enter your account number &  
password

## DOWNLOAD APP



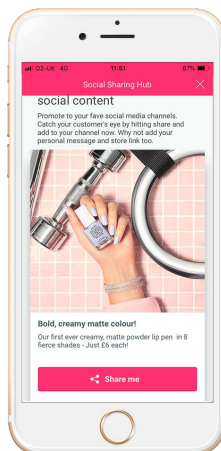
Create a 4 digit pin for easy &  
quick login to the app next time!

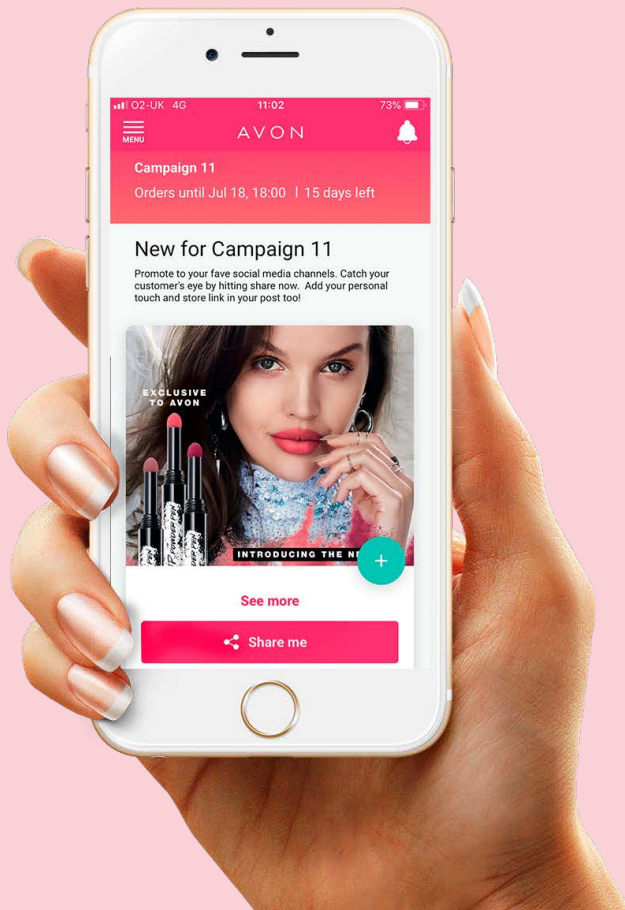


You can also decide to enable  
your fingerprint for the future  
logins. It is really up to you!

**After logging in you will see  
the Dashboard containing  
the information:**

- Campaign number
- Order until date
- Sharable brochures
- Notifications & menu





# ALWAYS BE UP TO DATE WITH NOTIFICATIONS

# SOCIAL MEDIA HUB

**Click on the menu bar and select 'Social Media Hub'.**



Videos are becoming viral! Share “how to videos” & help your clients understand how to use Avon products. Loyal clients means regular orders!



Everybody is crazy about GIF's! A good gif will create a social buzz and be re-shared by hundreds! What a great way to interact with customers!

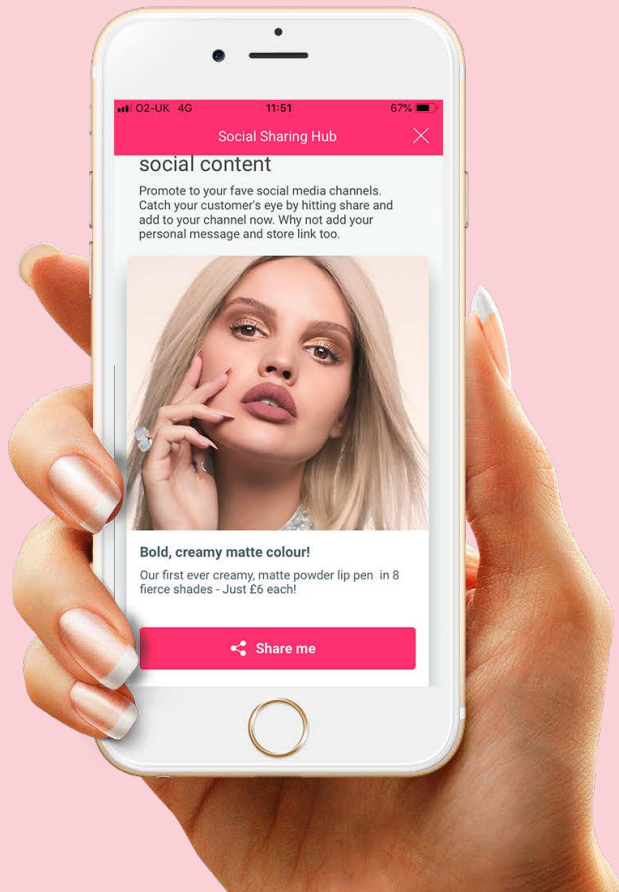


Still images are never going to be out of fashion! Use these to demonstrate demo products or flash offers that will provoke immediate orders!

**Now you can find and share all Avon brochures from the same place!**

**Don't miss the opportunity to run your business on the go in such a simple way!**





# START BEING INFLUENTIAL!

Do you know that if you share Avon Content on your Facebook every day, you increase your chances to find a new customer by 70%?

Use the opportunity to share fresh & hot content from Avon products & offers in different formats and make your Avon business bloom!

With Avon ON you can become influential in no time!

# USER GENERATED CONTENT

1

From the menu bar select 'Share Your Look'

2

Allow the application to use your camera

3

Use the camera and take a picture of your nails, lips or your face

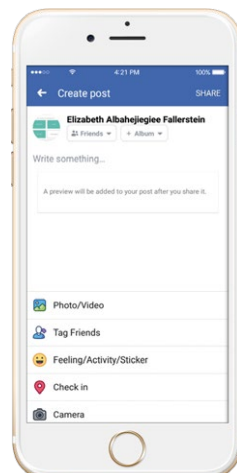
4

Choose from the cool frames provided & add it to your photo

5

Click on the arrow & choose where you want to share it

**Dont forget to add your personal text - this is the fnal and most important touch! Add Call To Action and expect your orders soon!**




# HAVE FUN

After sharing ready content, it's time to have some fun. What could be cooler than easily preparing content by yourself? Use your camera and the cool frames already developed & start engaging with your customers on Social media or Instant Messenger.

Let the whole world to see how creative and fab you are.

Your benefit? A lot of fun promoting yourself as a Rep on Social media and attracting new clients!



# PLACE AN ORDER

1

Choose 'Place an order' from the MENU & click 'Start my Order'

2

Build the order by entering the product codes and quantities required

3

Dont forget to check & order your most wanted 'Hot Buys' by clicking on "select" on the offer

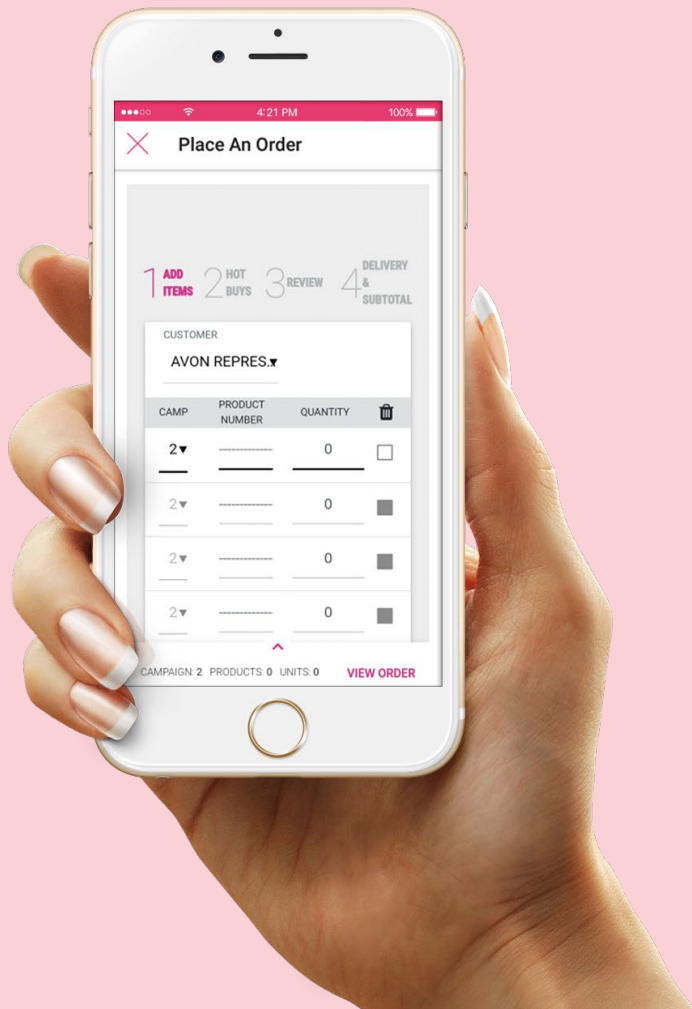
4

On the next step you can review your order and the product availability.  
You can choose to add to your order: demos; sales tools; campaign products

5

On the last step you will see the order subtotal and your delivery options. Select 'Submit Order to Avon' to complete your order.





# YOU CAN NOW MANAGE & SEND YOUR ORDERS DIRECTLY FROM THE APP!

**All you have to do is login and start building it.**

The good part - you don't have to look for a special place & time to do it. Placing your order via the app is so easy and practical that you can submit orders while on the go!



# SAY HELLO TO YOUR NEW FAVOURITE BEAUTY BUDDY

Your AVON experience has become  
even **more fun** and super easy to use.

**Stay up to date** with all the beauty  
trends and don't miss any opportunity.

Show the world the **true Beauty Advisor**  
that you are and have fun doing it.

Enjoy the whole world of Avon in one  
place, **at your fingertips.**

## DOWNLOAD APP

